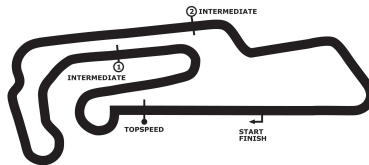


DTM Oschersleben
Oschersleben, length 3696 m
11. - 13.09.2015
ADAC Formel 4

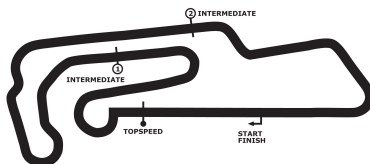


DMSB-Reg.No.: 233/15

Result qualifying, 12.09.2015

POS.	No.	CL.	Entrant Driver, Place	Sponsor Make	Laps	Besttime	Gap	km/h fastest
1	28		HTP Juniorteam Janneau Esmeijer / NLD	ADAC Formel 4	15	1:26.586		153.669
2	7		Motopark Joel Eriksson / SWE	ADAC Formel 4	17	1:26.778	00.192	153.329
3	36		Van Amersfoort Racing Joey Mawson / AUS	ADAC Formel 4	20	1:26.817	00.231	153.260
4	27		HTP Juniorteam Marvin Dienst / DEU	ADAC Formel 4	16	1:26.937	00.351	153.049
5	10		Motopark Michael Waldherr / DEU	ADAC Formel 4	15	1:27.016	00.430	152.910
6	5	R	ADAC Berlin-Brandenburg e.V. David Beckmann / DEU	ADAC Formel 4	19	1:27.113	00.527	152.740
7	2		Neuhauser Racing Team Tim Zimmermann / DEU	ADAC Formel 4	19	1:27.130	00.544	152.710
8	25	R	Van Amersfoort Racing Mick Schumacher / DEU	ADAC Formel 4	18	1:27.152	00.566	152.671
9	4		ADAC Berlin-Brandenburg e.V. Robert Shwartzman / RUS	ADAC Formel 4	18	1:27.292	00.706	152.426
10	16		Jenzer Motorsport Marek Böckmann / DEU	ADAC Formel 4	18	1:27.294	00.708	152.423
11	1		Neuhauser Racing Team Kim Luis Schramm / DEU	ADAC Formel 4	18	1:27.502	00.916	152.061
12	34	R	Toni Wolf Toni Wolf / DEU	ADAC Formel 4	20	1:27.535	00.949	152.003
13	77	R	Provily Racing Job van Uitert / NLD	ADAC Formel 4	22	1:27.566	00.980	151.949
14	13		Piro Sports Cedric Piro / DEU	ADAC Formel 4	17	1:27.612	01.026	151.870
15	37	R	Van Amersfoort Racing Kami Laliberté / CAN	ADAC Formel 4	18	1:27.633	01.047	151.833
16	15		Jenzer Motorsport David Kolkman / DEU	ADAC Formel 4	20	1:27.637	01.051	151.826
17	8	R	Motopark Jannis Fittje / DEU	ADAC Formel 4	19	1:27.681	01.095	151.750
18	20		Nikolaj Rogivue Nikolaj Rogivue / CHE	ADAC Formel 4	20	1:27.689	01.103	151.736
19	18		Race Performance Giorgio Maggi / CHE	ADAC Formel 4	18	1:27.736	01.150	151.655
20	6	R	ADAC Berlin-Brandenburg e.V. Mike Ortmann / DEU	ADAC Formel 4	20	1:27.803	01.217	151.539
21	9	R	Motopark Jonathan Cecotto / VEN	ADAC Formel 4	16	1:27.847	01.261	151.463
22	3	R	ADAC Berlin-Brandenburg e.V. Benjamin Mazatis / DEU	ADAC Formel 4	20	1:27.851	01.265	151.456
23	24	R	Robin Brezina Robin Brezina / DEU	ADAC Formel 4	12	1:27.918	01.332	151.341
24	33		RS Competition Jan Jonck / DNK	ADAC Formel 4	18	1:27.942	01.356	151.300
25	43		RS Competition Benjamin Bailly / BEL	ADAC Formel 4	17	1:27.974	01.388	151.245
26	22		Lechner Racing Florian Janits / DEU	ADAC Formel 4	18	1:27.978	01.392	151.238
27	46		Team Timo Scheider Mauro Auricchio / BRA	ADAC Formel 4	17	1:27.993	01.407	151.212
28	14		Jenzer Motorsport Moritz Müller-Crepon / CHE	ADAC Formel 4	20	1:28.100	01.514	151.028

DTM Oschersleben
 Oschersleben, length 3696 m
 11. - 13.09.2015
 ADAC Formel 4



DMSB -Reg.No.: 233/15

Result qualifying, 12.09.2015

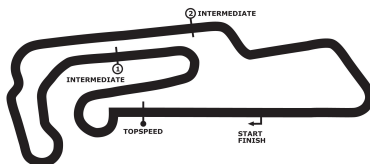
POS.	No.	CL.	Entrant Driver, Place	Sponsor Make	Laps	Besttime	Gap	km/h fastest
29	30		Team Timo Scheider Jason Kremer / DEU	ADAC Formel 4	17	1:28.255	01.669	150.763
30	38	R	Liqui Moly Team Engstler Luca Engstler / DEU	ADAC Formel 4	20	1:28.538	01.952	150.281
31	31	R	ADAC Berlin-Brandenburg e.V. Yan Leon Shlom / RUS	ADAC Formel 4	5	1:28.557	01.971	150.249
32	39	R	Lechner Racing Kevin Kratz / DEU	ADAC Formel 4	18	1:28.598	02.012	150.179
33	35	R	HTP Juniorteam Carrie Schreiner / DEU	ADAC Formel 4	19	1:28.712	02.126	149.986
34	21	R	Liqui Moly Team Engstler Michelle Halder / DEU	ADAC Formel 4	21	1:29.240	02.654	149.099
35	55	R	Race Performance Marylin Niederhauser / CHE	ADAC Formel 4	17	1:29.610	03.024	148.483

time for qualification: 1:35.244

Subject to final scrutineering !

Issued:	Clerk of the Course:	Timekeeper:
---------	----------------------	-------------

DTM Oschersleben
 Oschersleben, length 3696 m
 11. - 13.09.2015
 ADAC Formel 4

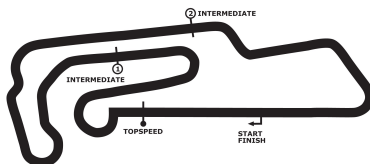


DMSB-Reg.No.: 233/15

Result qualifying for race 2, 12.09.2015

POS.	No.	CL.	Driver, Place	Team Make	Laps	Besttime	Gap	km/h fastest
1	28		Janneau Esmeijer / NLD /	HTP Juniorteam ADAC Formel 4	15	1:26.593		153.657
2	7		Joel Eriksson / SWE /	Motopark ADAC Formel 4	17	1:26.855	00.262	153.193
3	27		Marvin Dienst / DEU /	HTP Juniorteam ADAC Formel 4	16	1:27.032	00.439	152.882
4	10		Michael Waldherr / DEU /	Motopark ADAC Formel 4	15	1:27.074	00.481	152.808
5	36		Joey Mawson / AUS /	Van Amersfoort Racing ADAC Formel 4	20	1:27.080	00.487	152.797
6	25	R	Mick Schumacher / DEU /	Van Amersfoort Racing ADAC Formel 4	18	1:27.169	00.576	152.641
7	2		Tim Zimmermann / DEU /	Neuhauser Racing Team ADAC Formel 4	19	1:27.180	00.587	152.622
8	5	R	David Beckmann / DEU /	ADAC Berlin-Brandenburg e.V. ADAC Formel 4	19	1:27.275	00.682	152.456
9	4		Robert Shwartzman / RUS /	ADAC Berlin-Brandenburg e.V. ADAC Formel 4	18	1:27.333	00.740	152.355
10	16		Marek Böckmann / DEU /	Jenzer Motorsport ADAC Formel 4	18	1:27.361	00.768	152.306
11	1		Kim Luis Schramm / DEU /	Neuhauser Racing Team ADAC Formel 4	18	1:27.546	00.953	151.984
12	34	R	Toni Wolf / DEU /	Toni Wolf ADAC Formel 4	20	1:27.614	01.021	151.866
13	37	R	Kami Laliberté / CAN /	Van Amersfoort Racing ADAC Formel 4	18	1:27.636	01.043	151.828
14	77	R	Job van Uitert / NLD /	Provily Racing ADAC Formel 4	22	1:27.665	01.072	151.778
15	8	R	Jannis Fittje / DEU /	Motopark ADAC Formel 4	19	1:27.708	01.115	151.703
16	13		Cedric Piro / DEU /	Piro Sports ADAC Formel 4	17	1:27.719	01.126	151.684
17	6	R	Mike Ortmann / DEU /	ADAC Berlin-Brandenburg e.V. ADAC Formel 4	20	1:27.825	01.232	151.501
18	18		Giorgio Maggi / CHE /	Race Performance ADAC Formel 4	18	1:27.828	01.235	151.496
19	3	R	Benjamin Mazatis / DEU /	ADAC Berlin-Brandenburg e.V. ADAC Formel 4	20	1:27.870	01.277	151.424
20	9	R	Jonathan Cecotto / VEN /	Motopark ADAC Formel 4	16	1:27.896	01.303	151.379
21	15		David Kolkman / DEU /	Jenzer Motorsport ADAC Formel 4	20	1:27.919	01.326	151.339
22	22		Florian Janits / DEU /	Lechner Racing ADAC Formel 4	18	1:27.985	01.392	151.226
23	24	R	Robin Brezina / DEU /	Robin Brezina ADAC Formel 4	12	1:27.996	01.403	151.207
24	43		Benjamin Bailly / BEL /	RS Competition ADAC Formel 4	17	1:28.013	01.420	151.178
25	20		Nikolaj Rogivue / CHE /	Nikolaj Rogivue ADAC Formel 4	20	1:28.016	01.423	151.173
26	33		Jan Jonck / DNK /	RS Competition ADAC Formel 4	18	1:28.096	01.503	151.035
27	14		Moritz Müller-Crepon / CHE /	Jenzer Motorsport ADAC Formel 4	20	1:28.106	01.513	151.018

DTM Oschersleben
 Oschersleben, length 3696 m
 11. - 13.09.2015
 ADAC Formel 4



DMSB-Reg.No.: 233/15

Result qualifying for race 2, 12.09.2015

POS.	No.	CL.	Driver, Place	Team Make	Laps	Besttime	Gap	km/h fastest
28	46		Mauro Auricchio / BRA /	Team Timo Scheider ADAC Formel 4	17	1:28.173		150.903
29	30		Jason Kremer / DEU /	Team Timo Scheider ADAC Formel 4	17	1:28.358	01.580	150.587
30	38	R	Luca Engstler / DEU /	Liqui Moly Team Engstler ADAC Formel 4	20	1:28.646	01.765	150.098
31	31	R	Yan Leon Shlom / RUS /	ADAC Berlin-Brandenburg e.V. ADAC Formel 4	5	1:28.752	02.053	149.919
32	39	R	Kevin Kratz / DEU /	Lechner Racing ADAC Formel 4	18	1:28.831	02.159	149.786
33	35	R	Carrie Schreiner / DEU /	HTP Juniorteam ADAC Formel 4	19	1:28.837	02.238	149.775
34	21	R	Michelle Halder / DEU /	Liqui Moly Team Engstler ADAC Formel 4	21	1:29.258	02.244	149.069
35	55	R	Marylin Niederhauser / CHE /	Race Performance ADAC Formel 4	17	1:29.834	02.665	148.113
							03.241	

time for qualification: 1:35.252

Subject to final scrutineering !

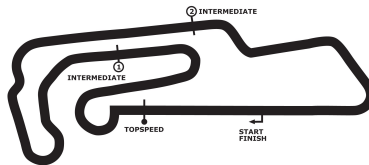
Issued:	Clerk of the Course:	Timekeeper:
---------	----------------------	-------------

DTM Oschersleben

Oschersleben, length 3696 m

11. - 13.09.2015

ADAC Formel 4



Lap Analysis qualifying, 12.09.2015

DMSB-Reg.No.: 233/15

1 Kim Luis Schramm , ADAC Formel 4 / DEU

theoretical besttime: 1:27.253

Lap	Time	S1	V1	S2	V2	S3	V3	Vmax	Lap	Time	S1	V1	S2	V2	S3	V3	Vmax
1	2:07.888		134	36.888	142	28.886	145		10	1:27.546	33.983	173	29.324	197	24.239	176	207
2	1:41.672	39.281	150	35.343	154	27.048	142	155	11	1:33.406	35.349	137	33.542	183	24.515	176	208
3	1:40.124	37.326	171	35.962	127	26.836	175	157	12	1:27.502	33.893	173	29.411	197	24.198	177	208
4	1:28.387	34.064	173	29.792	195	24.531	176	205	13	1:28.800	34.821	175	29.479	196	24.500	177	209
5	1:27.752	34.027	173	29.435	197	24.290	177	205	14	1:27.593	33.731	174	29.324	198	24.538	176	208
6	1:38.502	38.003	117	35.918	182	24.581	176	207	15	1:31.944	33.823	172	33.096	118	25.025	177	208
7	1:59.783	33.934	173	30.962	153			205	16	1:28.356	34.245	172	29.720	196	24.391	177	207
8	6:24.967	5:25.528	169	32.852	132	26.587	171		17	1:27.966	33.873	173	29.598	197	24.495	177	208
9	1:31.821	35.313	173	31.485	150	25.023	176	199	18	1:46.859	34.082	173	29.714	196			207

2 Tim Zimmermann , ADAC Formel 4 / DEU

theoretical besttime: 1:26.989

Lap	Time	S1	V1	S2	V2	S3	V3	Vmax	Lap	Time	S1	V1	S2	V2	S3	V3	Vmax
1	2:06.437		132	36.914	144	29.042	150		11	1:27.130	33.671	175	29.281	197	24.178	177	208
2	1:41.423	38.723	146	35.157	159	27.543	91	153	12	1:36.293	33.577	175	36.440	144	26.276	176	208
3	1:43.876	43.506	122	35.327	171	25.043	177	108	13	1:27.289	33.680	175	29.402	197	24.207	177	209
4	1:28.088	34.002	173	29.643	197	24.443	177	207	14	1:47.487	50.213	163	32.515	171	24.759	179	209
5	1:27.459	33.814	174	29.388	198	24.257	178	207	15	1:27.537	33.810	175	29.508	197	24.219	178	208
6	1:31.359	36.171	167	30.633	197	24.555	177	209	16	1:48.904	33.756	175	29.431	197			208
7	1:56.579	33.816	174	33.069	170			208	17	1:48.659	54.741	175	29.581	197	24.337	179	
8	5:22.077	4:17.402	129	36.165	148	28.510	152		18	1:27.180	33.722	175	29.327	198	24.131	178	208
9	1:34.220	37.826	156	31.297	182	25.097	177	162	19	1:58.208	37.285	170	33.517	187			209
10	1:27.649	33.891	174	29.425	196	24.333	177	207									

3 Benjamin Mazatis , ADAC Formel 4 Rookie / DEU

theoretical besttime: 1:27.601

Lap	Time	S1	V1	S2	V2	S3	V3	Vmax	Lap	Time	S1	V1	S2	V2	S3	V3	Vmax
1	1:44.615		147	35.012	145	27.354	175		11	1:28.066	33.977	175	29.530	198	24.559	177	207
2	1:34.912	36.039	163	32.728	194	26.145	176	205	12	1:27.851	33.946	175	29.524	198	24.381	179	208
3	1:30.847	34.688	175	30.469	184	25.690	177	208	13	1:28.381	33.947	175	29.887	198	24.547	179	209
4	1:32.083	34.746	174	31.032	183	26.305	178	209	14	1:27.870	33.798	174	29.525	197	24.547	177	208
5	1:28.720	34.344	173	29.800	199	24.576	179	207	15	1:28.137	33.748	175	29.869	198	24.520	177	209
6	1:28.220	33.948	175	29.783	196	24.489	177	208	16	1:38.553	33.974	175	38.360	182	26.219	178	208
7	1:28.787	34.193	175	29.754	197	24.840	179	208	17	1:28.531	34.120	176	29.883	196	24.528	179	208
8	2:07.702	34.959	170	35.802	157			207	18	1:27.872	33.901	174	29.642	197	24.329	178	209
9	4:26.431	3:23.513	168	35.326	141	27.592	176		19	1:28.168	33.963	175	29.646	197	24.559	178	209
10	1:32.574	35.029	174	31.531	181	26.014	177	207	20	1:57.208	34.683	174	30.712	196			209

4 Robert Shwartzman , ADAC Formel 4 / RUS

theoretical besttime: 1:27.172

Lap	Time	S1	V1	S2	V2	S3	V3	Vmax	Lap	Time	S1	V1	S2	V2	S3	V3	Vmax
1	4:30.143		139	35.508	162	27.132	169		10	1:27.880	33.722	174	29.709	197	24.449	179	211
2	1:35.246	37.353	167	32.052	191	25.841	175	185	11	1:47.788	33.789	175	29.990	197			209
3	1:31.347	34.592	172	32.057	198	24.698	179	204	12	3:01.019	2:00.935	147	34.233	177	25.851	175	
4	1:28.088	33.992	174	29.742	197	24.354	179	208	13	1:30.284	35.322	172	30.346	181	24.616	179	190
5	1:27.839	33.825	174	29.677	197	24.337	179	209	14	1:27.333	33.663	175	29.468	198	24.202	179	209
6	1:56.176	33.882	174	33.606	166			209	15	1:27.292	33.532	175	29.439	198	24.321	180	209
7	3:00.506	2:06.003	173	29.988	196	24.515	178		16	1:27.484	33.623	175	29.533	200	24.328	179	210
8	1:28.652	33.846	175	30.304	196	24.502	178	208	17	1:27.770	33.710	175	29.438	200	24.622	178	209
9	1:27.830	33.762	175	29.604	198	24.464	179	208	18	1:52.341	34.079	175	31.390	165			209

5 David Beckmann , ADAC Formel 4 Rookie / DEU

theoretical besttime: 1:27.046

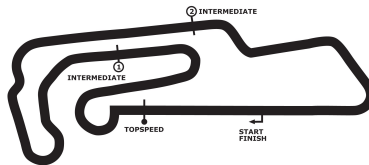
Lap	Time	S1	V1	S2	V2	S3	V3	Vmax	Lap	Time	S1	V1	S2	V2	S3	V3	Vmax
1	1:57.382		141	35.001	174	27.763	163		11	1:33.381	35.983	157	32.160	184	25.238	178	209
2	1:36.736	38.211	166	32.692	179	25.833	176	182	12	1:27.275	33.761	176	29.354	198	24.160	179	209
3	1:30.600	34.824	174	31.014	194	24.762	178	202	13	1:45.699	33.697	175	29.335	200			210
4	1:28.127	34.056	175	29.498	201	24.573	181	209	14	2:59.752	2:01.078	172	31.428	193	27.246	156	
5	1:29.386	34.451	177	30.169	199	24.766	179	213	15	1:34.438	35.603	171	32.192	149	26.643	180	191
6	1:27.653	33.770	175	29.464	201	24.419	179	210	16	1:28.718	33.896	176	29.829	193	24.993	180	212
7	1:36.365	38.906	173	31.971	194		178	199	17	1:27.113	33.633	176	29.389	200	24.091	180	210
8	2:06.174	37.898	149	34.602	190			208	18	1:29.678	33.907	175	30.523	184	25.248	181	212
9	3:55.581	2:59.758	174	30.291	193	25.532	179		19	1:48.786	33.783	174	29.322	200			211
10	1:27.344	33.849	175	29.395	199	24.100	178	209									

DTM Oschersleben

Oschersleben, length 3696 m

11. - 13.09.2015

ADAC Formel 4



DMSB-Reg.No.: 233/15

Lap Analysis qualifying, 12.09.2015

6 Mike Ortmann , ADAC Formel 4 Rookie / DEU										theoretical besttime: 1:27.645								
Lap	Time	S1	V1	S2	V2	S3	V3	Vmax		Lap	Time	S1	V1	S2	V2	S3	V3	Vmax
1	1:42.355		154	34.708	137	26.644	175			11	1:28.841	34.514	175	29.838	197	24.489	177	209
2	1:36.775	35.398	170	32.663	156	28.714	176	200		12	1:27.984	33.935	175	29.665	197	24.384	177	207
3	1:30.242	34.752	173	30.459	197	25.031	177	203		13	1:28.259	33.976	174	29.610	197	24.673	177	208
4	1:28.884	34.257	174	29.885	197	24.742	177	208		14	1:35.382	34.001	174	35.753	113	25.628	179	208
5	1:28.339	34.095	175	29.670	197	24.574	178	209		15	1:28.402	33.955	173	29.686	198	24.761	179	209
6	1:28.272	33.982	172	29.609	198	24.681	178	208		16	1:28.176	33.945	175	29.713	197	24.518	179	209
7	1:27.825	33.760	175	29.524	199	24.541	178	208		17	1:27.840	33.816	175	29.627	197	24.397	177	209
8	2:08.088	34.304	136	38.216	122			209		18	1:27.803	33.845	175	29.597	198	24.361	177	209
9	4:22.651	3:24.395	168	32.363	192	25.893	175			19	1:27.896	33.819	176	29.631	197	24.446	178	208
10	1:38.893	34.738	175	32.776	110	31.379	179	203		20	1:54.871	34.407	175	30.100	198			209

7 Joel Eriksson , ADAC Formel 4 / SWE										theoretical besttime: 1:26.727								
Lap	Time	S1	V1	S2	V2	S3	V3	Vmax		Lap	Time	S1	V1	S2	V2	S3	V3	Vmax
1	3:06.885		136	37.105	151	27.945	168			10	1:47.268	33.714	175	29.437	198			210
2	1:36.915	38.020	146	33.341	158	25.554	174	161		11	4:48.374	3:45.036	150	35.620	139	27.718	159	
3	1:30.618	35.004	173	29.726	192	25.888	178	171		12	1:30.857	36.682	174	29.659	194	24.516	178	159
4	1:26.855	33.579	175	29.314	199	23.962	179	211		13	1:27.047	33.696	175	29.268	199	24.083	179	209
5	1:31.591	33.839	177	32.358	166	25.394	179	210		14	1:26.778	33.498	176	29.267	199	24.013	180	209
6	1:26.932	33.533	175	29.281	199	24.118	178	209		15	1:27.178	33.597	176	29.322	201	24.259	178	210
7	2:07.245	34.832	141	38.627	136			210		16	1:35.393	38.450	132	32.326	193	24.617	179	211
8	3:50.178	2:47.974	143	33.852	134	28.352	179			17	1:57.606	34.380	175	32.629	144			210
9	1:27.264	33.695	175	29.486	198	24.083	179	209										

8 Jannis Fittje , ADAC Formel 4 Rookie / DEU										theoretical besttime: 1:27.385								
Lap	Time	S1	V1	S2	V2	S3	V3	Vmax		Lap	Time	S1	V1	S2	V2	S3	V3	Vmax
1	3:34.487		133	37.651	152	29.274	157			11	1:27.708	33.888	175	29.499	198	24.321	177	209
2	1:34.044	36.627	166	31.450	179	25.967	175	176		12	1:49.153	33.942	175	29.717	197			209
3	1:31.286	35.705	167	30.658	193	24.923	177	190		13	3:24.797	2:25.213	154	32.922	166	26.662	162	
4	1:28.012	33.967	175	29.489	201	24.556	179	209		14	1:30.223	35.203	169	30.372	191	24.648	179	195
5	1:30.180	33.838	176	29.631	199	26.711	178	211		15	1:27.789	33.717	176	29.571	200	24.501	180	209
6	1:30.501	33.869	174	30.579	172		177	209		16	1:29.362	34.710	173	30.102	196	24.550	179	213
7	2:09.713	39.661	145	34.714	150			162		17	1:27.681	33.762	175	29.567	199	24.352	180	210
8	3:05.159	2:08.591	160	31.544	181	25.024	178			18	1:27.955	34.171	174	29.605	199	24.179	179	211
9	1:28.015	33.851	175	29.605	198	24.559	178	209		19	2:05.297	40.231	153	33.630	191			189
10	1:27.826	33.837	175	29.518	198	24.471	177	209										

9 Jonathan Cecotto , ADAC Formel 4 Rookie / VEN										theoretical besttime: 1:27.618								
Lap	Time	S1	V1	S2	V2	S3	V3	Vmax		Lap	Time	S1	V1	S2	V2	S3	V3	Vmax
1	3:27.733		133	34.951	164	27.581	174			9	1:29.341	34.268	175	29.797	197	25.276	152	207
2	1:35.655	36.387	171	33.639	143	25.629	176	182		10	1:36.483	37.532	173	33.719	133	25.232	180	173
3	1:29.178	34.568	174	29.806	199	24.804	181	206		11	1:27.901	33.949	174	29.465	199	24.487	179	211
4	1:28.113	33.884	175	29.616	199	24.613	178	212		12	1:27.847	33.804	176	29.587	198	24.456	179	210
5	1:28.858	33.897	175	30.203	199	24.758	178	209		13	1:27.896	34.016	175	29.531	198	24.349	179	210
6	1:28.201	34.016	173	29.749	197	24.436	178	209		14	1:30.197	33.831	175	31.681	196	24.685	180	210
7	2:03.260	35.425	171	31.859	179			209		15	1:28.131	34.083	175	29.576	198	24.472	179	210
8	10:24.487	9:25.496	155	33.595	152	25.396	176			16	1:56.186	38.756	174	31.341	196			187

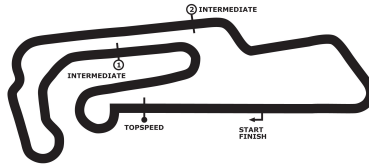
10 Michael Waldherr , ADAC Formel 4 / DEU										theoretical besttime: 1:26.929								
Lap	Time	S1	V1	S2	V2	S3	V3	Vmax		Lap	Time	S1	V1	S2	V2	S3	V3	Vmax
1	3:23.031		143	36.347	149	29.246	144			9	1:40.925	37.672	147	33.757	140	29.496	175	190
2	1:37.228	40.188	156	31.848	191	25.192	179	152		10	1:28.347	34.263	175	29.749	197	24.335	180	208
3	1:31.391	34.415	175	29.531	199	27.445	179	210		11	1:27.371	33.707	176	29.438	200	24.226	181	211
4	1:27.264	33.819	175	29.225	200	24.220	179	211		12	1:31.190	34.086	159	32.559	191	24.545	180	213
5	1:27.177	33.738	175	29.225	201	24.214	179	212		13	1:27.016	33.574	176	29.312	199	24.130	182	211
6	1:34.647	35.616	165	33.007	134	26.024	178	211		14	1:27.074	33.628	173	29.300	200	24.146	179	214
7	2:03.548	36.532	173	33.601	165			210		15	2:01.768	36.727	173	32.732	190			210
8	11:08.343	10:02	144	37.713	130	28.002	176											

DTM Oschersleben

Oschersleben, length 3696 m

11. - 13.09.2015

ADAC Formel 4



Lap Analysis qualifying, 12.09.2015

DMSB-Reg.No.: 233/15

13 Cedric Piro, ADAC Formel 4 / DEU

theoretical besttime: 1:27.457

Lap	Time	S1	V1	S2	V2	S3	V3	Vmax	Lap	Time	S1	V1	S2	V2	S3	V3	Vmax
1	3:41.686		123	37.793	146	29.007	154		10	1:27.719	33.876	174	29.472	197	24.371	178	208
2	1:43.779	39.993	112	37.171	128	26.615	174	140	11	1:27.722	33.915	174	29.352	198	24.455	177	209
3	1:29.520	34.590	174	30.177	196	24.753	178	203	12	1:27.912	34.097	174	29.531	198	24.284	178	208
4	1:28.307	34.058	175	29.708	198	24.541	178	207	13	1:41.638	44.187	135	32.889	195	24.562	179	99
5	1:27.899	33.886	174	29.589	198	24.424	178	208	14	1:27.612	33.821	175	29.422	197	24.369	179	209
6	1:51.823	34.021	170	30.663	195			208	15	1:35.074	36.134	153	33.050	165	25.890	178	209
7	7:45.307	6:46.267	170	33.117	109	25.923	176		16	1:27.825	34.026	174	29.500	196	24.299	178	207
8	1:28.132	34.025	174	29.606	197	24.501	175	206	17	1:47.295	33.918	174	29.628	196			208
9	1:27.856	33.951	174	29.413	198	24.492	177	207									

14 Moritz Müller-Crepon, ADAC Formel 4 / CHE

theoretical besttime: 1:28.020

Lap	Time	S1	V1	S2	V2	S3	V3	Vmax	Lap	Time	S1	V1	S2	V2	S3	V3	Vmax
1	1:59.810		141	36.151	156	28.097	157		11	1:28.106	33.957	175	29.746	195	24.403	176	206
2	1:37.430	37.374	167	33.535	175	26.521	168	173	12	1:28.835	34.047	172	29.929	195	24.859	176	206
3	1:35.622	39.321	148	31.388	196	24.913	176	180	13	1:28.489	33.961	174	29.990	194	24.538	175	206
4	1:30.262	35.161	169	30.274	196	24.827	176	206	14	2:05.209	34.144	173	29.676	196	1:01.389	146	206
5	1:29.058	34.104	173	30.284	195	24.670	176	207	15	1:30.974	36.142	172	30.186	195	24.646	175	177
6	1:29.122	34.359	172	30.003	194	24.760	176	207	16	1:28.100	33.990	173	29.723	195	24.387	176	205
7	1:28.674	34.047	173	29.980	195		177	207	17	1:28.760	34.363	170	29.885	194	24.512	176	207
8	2:11.846	39.124	142	35.153	148			166	18	1:28.773	34.030	175	29.992	196	24.751	176	207
9	4:48.182	3:45.391	163	34.205	163	28.586	167		19	1:30.151	35.099	171	30.198	196	24.854	177	208
10	1:31.859	36.130	163	30.931	187	24.798	176	166	20	1:54.194	34.577	173	29.930	195			207

15 David Kolkmann, ADAC Formel 4 / DEU

theoretical besttime: 1:27.637

Lap	Time	S1	V1	S2	V2	S3	V3	Vmax	Lap	Time	S1	V1	S2	V2	S3	V3	Vmax
1	2:00.706		142	35.886	149	27.999	157		11	1:28.842	34.397	174	29.832	194	24.613	175	206
2	1:37.451	37.686	153	32.724	177	27.041	174	171	12	1:28.301	34.129	173	29.700	196	24.472	175	205
3	1:31.425	34.921	173	30.117	194	26.387	176	205	13	1:28.101	34.016	173	29.688	195	24.397	175	205
4	1:31.129	34.898	170	30.991	195	25.240	176	205	14	1:28.331	33.969	174	29.649	195	24.713	175	206
5	1:28.657	34.278	173	29.830	196	24.549	176	206	15	1:27.919	34.048	173	29.545	195	24.326	176	206
6	1:29.695	34.118	173	29.803	196	25.774	176	206	16	1:27.997	33.979	174	29.635	196	24.383	177	206
7	1:29.985	34.228	173	30.265	193		171	206	17	1:33.683	34.449	133	32.745	169	26.489	177	207
8	2:10.845	39.513	142	34.860	147			164	18	1:27.637	33.902	174	29.537	195	24.198	176	207
9	4:26.924	3:26.180	155	33.463	169	27.281	155		19	1:28.413	34.017	173	29.658	196	24.738	179	206
10	1:33.572	36.559	170	30.585	157	26.428	176	169	20	1:48.837	34.111	174	29.779	196			211

16 Marek Böckmann, ADAC Formel 4 / DEU

theoretical besttime: 1:27.259

Lap	Time	S1	V1	S2	V2	S3	V3	Vmax	Lap	Time	S1	V1	S2	V2	S3	V3	Vmax
1	2:42.544		142	37.895	139	30.762	157		10	1:30.070	34.073	175	29.598	197	26.399	179	207
2	1:38.577	38.962	149	33.303	172	26.312	169	165	11	1:27.705	33.849	175	29.541	197	24.315	177	208
3	1:34.808	36.166	173	31.647	156	26.995	178	177	12	1:28.961	33.782	175	29.601	197	25.578	178	208
4	1:28.489	33.973	174	29.767	195	24.749	175	207	13	1:27.432	33.640	175	29.518	198	24.274	178	208
5	1:27.889	33.951	175	29.594	196	24.344	179	207	14	1:27.361	33.691	175	29.432	198	24.238	179	209
6	1:27.686	33.786	174	29.488	198	24.412	177	208	15	1:27.486	33.695	175	29.536	197	24.255	179	210
7	1:54.950	33.863	174	32.197	163			208	16	1:27.453	33.731	175	29.446	198	24.276	180	209
8	5:04.161	4:01.039	150	35.078	147	28.044	150		17	1:27.294	33.675	176	29.431	198	24.188	179	211
9	1:38.693	38.075	157	33.399	151	27.219	177	159	18	1:47.982	33.933	175	29.493	198			210

18 Giorgio Maggi, ADAC Formel 4 / CHE

theoretical besttime: 1:27.708

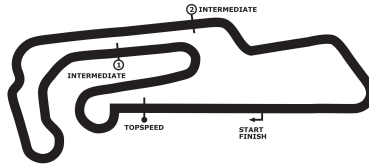
Lap	Time	S1	V1	S2	V2	S3	V3	Vmax	Lap	Time	S1	V1	S2	V2	S3	V3	Vmax
1	3:38.687		121	37.901	149	30.744	143		10	1:27.875	33.851	174	29.526	195	24.498	176	208
2	1:46.418	42.244	128	35.877	143	28.297	159	147	11	1:27.736	33.833	175	29.439	198	24.464	174	209
3	1:37.483	38.177	147	33.986	168	25.320	176	161	12	1:30.717	35.216	161	30.851	195	24.650	176	207
4	1:28.523	34.242	173	29.613	197	24.668	177	208	13	1:28.251	33.929	174	29.434	196	24.888	177	207
5	1:28.192	33.922	172	29.763	197	24.507	178	207	14	1:27.909	33.882	174	29.542	195	24.485	178	208
6	1:57.164	33.986	173	32.861	164			209	15	1:28.509	33.835	173	29.734	195	24.940	178	208
7	5:14.231	4:10.871	147	36.386	147	26.974	169		16	1:27.828	33.810	175	29.554	196	24.464	178	208
8	1:31.359	36.608	169	29.975	194	24.776	177	175	17	1:31.528	33.984	175	31.765	160	25.779	177	209
9	1:28.017	33.894	174	29.586	195	24.537	177	209	18	1:48.904	34.381	174	29.945	198			208

DTM Oschersleben

Oschersleben, length 3696 m

11. - 13.09.2015

ADAC Formel 4



Lap Analysis qualifying, 12.09.2015

DMSB-Reg.No.: 233/15

20 Nikolaj Rogivue , ADAC Formel 4 / CHE

theoretical besttime: 1:27.603

Lap	Time	S1	V1	S2	V2	S3	V3	Vmax	Lap	Time	S1	V1	S2	V2	S3	V3	Vmax
1	2:20.463		133	37.261	142	29.569	133		11	1:28.927	33.764	175	30.457	196	24.706	174	208
2	1:40.444	40.060	145	33.525	153	26.859	156	141	12	1:28.016	33.880	173	29.623	196	24.513	177	207
3	1:34.022	36.340	170	30.384	193	27.298	175	160	13	1:27.689	33.850	174	29.499	198	24.340	177	208
4	1:28.674	34.204	173	29.733	195	24.737	176	207	14	1:29.238	33.938	173	30.432	197	24.868	178	208
5	1:28.821	33.979	173	30.290	195	24.552	177	207	15	1:29.730	34.012	174	30.064	192	25.654	177	208
6	1:28.227	33.868	173	29.886	195	24.473	171	207	16	1:35.973	36.352	157	32.430	151	27.191	178	194
7	2:01.172	34.037	173	32.504	161			205	17	1:28.218	33.838	173	29.679	197	24.701	173	208
8	5:32.262	4:25.687	151	36.296	161	30.279	172		18	1:30.360	34.003	171	29.889	193	26.468	177	206
9	1:28.597	34.163	173	29.858	197	24.576	177	205	19	1:28.332	34.037	174	29.829	196	24.466	176	207
10	1:28.124	33.839	173	29.773	196	24.512	177	207	20	2:00.578	37.421	156	33.727	174			207

21 Michelle Halder , ADAC Formel 4 Rookie / DEU

theoretical besttime: 1:28.999

Lap	Time	S1	V1	S2	V2	S3	V3	Vmax	Lap	Time	S1	V1	S2	V2	S3	V3	Vmax
1	1:53.603		139	35.626	182	27.399	170		12	1:29.305	34.455	173	29.938	196	24.912	177	207
2	1:35.194	36.094	170	33.101	189	25.999	174	199	13	1:29.501	34.350	173	30.155	196	24.996	177	208
3	1:32.694	36.711	169	30.780	193	25.203	177	204	14	1:29.258	34.423	173	29.968	196	24.867	178	208
4	1:30.903	34.914	173	30.478	195	25.511	176	206	15	1:31.191	34.400	174	30.007	197	26.784	177	208
5	1:30.640	34.676	174	30.389	197	25.575	177	207	16	1:30.706	34.554	174	30.880	195	25.272	177	208
6	1:30.317	34.586	174	30.380	196	25.351	177	208	17	1:30.765	34.421	174	30.668	195	25.676	178	207
7	1:31.601	34.943	173	31.240	192		176	208	18	1:29.626	34.392	175	30.239	196	24.995	175	209
8	2:06.396	38.395	151	34.901	179			186	19	1:29.308	34.427	175	30.066	197	24.815	174	207
9	3:35.973	2:39.123	170	31.129	192	25.721	174		20	1:29.240	34.496	175	30.033	195	24.711	178	206
10	1:30.484	34.951	173	30.229	196	25.304	177	204	21	2:03.239	37.325	152	34.988	162			205
11	1:29.833	34.657	171	30.176	194	25.000	176	207									

22 Florian Janits , ADAC Formel 4 / DEU

theoretical besttime: 1:27.850

Lap	Time	S1	V1	S2	V2	S3	V3	Vmax	Lap	Time	S1	V1	S2	V2	S3	V3	Vmax
1	3:26.983		141	38.262	163	29.240	159		10	1:27.985	34.030	173	29.621	195	24.334	176	206
2	1:44.013	40.655	147	35.516	136	27.842	159	173	11	1:27.978	33.994	173	29.593	197	24.391	178	207
3	1:35.933	39.907	156	31.009	191	25.017	177	179	12	1:33.350	34.111	174	29.697	196	29.542	173	209
4	1:28.299	34.286	174	29.564	196	24.449	177	206	13	1:30.158	34.721	174	29.759	197	25.678	144	205
5	1:28.885	34.095	174	29.937	198	24.853	177	207	14	1:51.813	43.972	129	40.903	127	26.938	178	147
6	1:28.358	34.031	174	29.824	197		175	208	15	1:28.020	34.057	175	29.621	196	24.342	177	208
7	2:15.997	39.471	146	34.763	160			170	16	1:30.009	34.118	173	30.035	192	25.856	175	208
8	4:38.881	3:42.202	112	31.418	197	25.261	177		17	1:46.548	34.281	176	44.157	90	28.110	177	207
9	1:27.986	34.069	174	29.548	195	24.369	176	207	18	1:50.466	34.217	176	29.522	198			207

24 Robin Brezina , ADAC Formel 4 Rookie / DEU

theoretical besttime: 1:27.827

Lap	Time	S1	V1	S2	V2	S3	V3	Vmax	Lap	Time	S1	V1	S2	V2	S3	V3	Vmax
1	2:08.291		145	34.906	187	27.524	171		7	1:28.033	34.050	175	29.486	198	24.497	177	209
2	1:38.666	42.061	139	31.170	193	25.435	177	134	8	1:27.996	34.080	174	29.444	198	24.472	177	209
3	1:51.131	35.260	173	30.915	195			206	9	1:27.918	34.119	174	29.466	198	24.333	178	208
4	10:50.425	9:53.127	167	31.097	191	26.201	178		10	1:31.583	34.157	174	29.836	194	27.590	178	209
5	1:28.772	34.322	175	29.721	198	24.729	179	208	11	1:28.181	34.167	174	29.546	198	24.468	178	209
6	1:28.242	34.203	175	29.544	197	24.495	178	209	12	1:47.000	34.075	175	29.612	198			209

25 Mick Schumacher , ADAC Formel 4 Rookie / DEU

theoretical besttime: 1:27.009

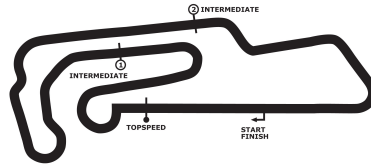
Lap	Time	S1	V1	S2	V2	S3	V3	Vmax	Lap	Time	S1	V1	S2	V2	S3	V3	Vmax
1	3:04.484		80	38.702	150	30.212	158		10	1:29.333	33.712	174	29.600	197	26.021	178	208
2	1:35.494	37.465	168	32.063	184	25.966	170	184	11	1:27.152	33.655	175	29.400	197	24.097	176	208
3	1:31.322	35.592	168	30.830	189	24.900	177	197	12	1:27.895	33.747	173	29.262	197	24.886	177	207
4	1:27.940	34.015	174	29.582	198	24.343	177	208	13	1:27.169	33.650	175	29.357	197	24.162	178	209
5	1:27.947	34.245	173	29.474	197	24.228	178	209	14	1:29.241	33.774	174	30.909	197	24.558	177	209
6	1:27.570	33.793	175	29.413	198	24.364	177	208	15	1:39.378	34.008	175	39.191	108	26.179	177	209
7	2:04.701	34.053	173	29.871	133			209	16	1:27.465	33.663	174	29.599	198	24.203	177	207
8	7:17.280	6:13.105	98	35.115	186	29.060	128		17	1:29.859	35.929	173	29.823	196	24.107	178	208
9	1:34.264	37.055	168	32.257	187	24.952	178	176	18	2:01.620	37.691	171	32.194	193			192

DTM Oschersleben

Oschersleben, length 3696 m

11. - 13.09.2015

ADAC Formel 4



DMSB-Reg.No.: 233/15

Lap Analysis qualifying, 12.09.2015

27 Marvin Dienst , ADAC Formel 4 / DEU

theoretical besttime: 1:26.848

Lap	Time	S1	V1	S2	V2	S3	V3	Vmax	Lap	Time	S1	V1	S2	V2	S3	V3	Vmax
1	3:02.744		127	35.541	191	28.499	161		9	1:28.950	34.548	173	29.892	196	24.510	177	205
2	1:33.935	36.785	170	31.319	190	25.831	177	186	10	1:31.826	33.826	175	29.196	198	28.804	177	209
3	1:31.219	35.138	170	31.430	195	24.651	177	205	11	1:27.032	33.724	174	29.238	198	24.070	178	209
4	1:27.558	33.905	174	29.494	198	24.159	178	209	12	1:31.456	33.808	174	29.251	199	28.397	179	209
5	1:27.118	33.795	174	29.149	198	24.174	178	208	13	1:27.132	33.757	175	29.219	198	24.156	178	209
6	1:26.937	33.634	175	29.238	198	24.065	178	209	14	1:27.034	33.662	174	29.202	199	24.170	179	209
7	1:57.305	33.667	175	35.676	157			209	15	1:27.124	33.781	174	29.233	198	24.110	178	209
8	10:18.080	9:20.486	153	32.369	192	25.225	176		16	1:59.846	37.435	165	34.107	165			199

28 Janneau Esmeijer , ADAC Formel 4 / NLD

theoretical besttime: 1:26.507

Lap	Time	S1	V1	S2	V2	S3	V3	Vmax	Lap	Time	S1	V1	S2	V2	S3	V3	Vmax
1	3:18.019		129	33.961	154	28.657	172		9	1:27.134	33.822	175	29.128	198	24.184	178	209
2	1:30.719	35.411	172	30.506	196	24.802	177	199	10	1:26.644	33.573	176	29.078	199	23.993	179	209
3	1:27.761	34.107	174	29.421	198	24.233	178	207	11	1:26.699	33.604	176	29.194	199	23.901	179	210
4	1:27.097	33.833	175	29.153	199	24.111	178	209	12	1:35.750	36.366	136	34.698	194	24.686	179	211
5	1:27.012	33.627	175	29.238	199	24.147	179	209	13	1:26.586	33.546	176	29.109	198	23.931	179	210
6	1:31.200	37.187	170	29.682	199	24.331	179	210	14	1:26.593	33.528	176	29.110	199	23.955	179	210
7	2:06.549	34.492	146	37.920	112			210	15	1:55.404	33.601	176	31.931	130			211
8	9:42.350	8:44.973	167	32.490	174	24.887	177										

30 Jason Kremer , ADAC Formel 4 / DEU

theoretical besttime: 1:28.249

Lap	Time	S1	V1	S2	V2	S3	V3	Vmax	Lap	Time	S1	V1	S2	V2	S3	V3	Vmax
1	3:28.973		146	36.958	139	28.339	156		10	1:28.255	34.023	174	29.740	195	24.492	175	206
2	1:38.759	39.808	141	33.209	174	25.742	167	171	11	1:28.487	34.017	173	29.828	196	24.642	174	206
3	1:30.353	35.306	171	30.303	193	24.744	174	190	12	1:49.862	49.403	148	34.797	158	25.662	175	205
4	1:28.834	34.283	172	29.926	194	24.625	174	205	13	1:32.185	35.693	170	31.706	197	24.786	176	205
5	1:29.662	34.128	171	29.825	196	25.709	176	205	14	1:28.895	34.214	174	30.037	194	24.644	174	207
6	1:30.643	34.153	172	31.306	178		168	205	15	1:28.358	34.075	175	29.772	195	24.511	176	206
7	2:07.283	40.148	154	34.844	157			171	16	1:33.005	36.359	169	32.044	196	24.602	175	206
8	5:10.584	4:13.050	167	31.912	187	25.622	166		17	1:50.481	34.182	174	29.903	183			206
9	1:32.147	37.346	170	30.130	195	24.671	176	173									

31 Yan Leon Shlom , ADAC Formel 4 Rookie / RUS

theoretical besttime: 1:28.508

Lap	Time	S1	V1	S2	V2	S3	V3	Vmax	Lap	Time	S1	V1	S2	V2	S3	V3	Vmax
1	3:23.103		157	35.693	186	26.998	173		4	1:28.752	34.288	175	29.819	198	24.645	179	209
2	1:31.902	35.554	169	30.764	189	25.584	174	200	5	1:28.557	34.170	172	29.693	200	24.694	178	211
3	1:32.884	36.444	138	31.459	181	24.981	179	199									

33 Jan Jonck , ADAC Formel 4 / DNK

theoretical besttime: 1:27.856

Lap	Time	S1	V1	S2	V2	S3	V3	Vmax	Lap	Time	S1	V1	S2	V2	S3	V3	Vmax
1	6:42.120		165	34.597	171	26.014	175		10	1:32.499	35.872	164	30.946	192	25.681	177	211
2	1:36.520	39.861	148	31.081	187	25.578	178	137	11	1:28.096	33.997	174	29.654	197	24.445	177	207
3	1:28.806	34.157	173	29.734	198	24.915	177	208	12	1:32.077	34.001	175	30.539	193	27.537	177	208
4	1:30.103	34.514	173	30.271	196		176	207	13	1:28.327	34.076	174	29.805	197	24.446	179	208
5	2:15.241	38.020	170	33.917	148			184	14	1:29.320	34.063	174	30.310	200	24.947	178	209
6	3:19.766	2:23.629	171	29.975	193	26.162	177		15	1:28.146	34.082	175	29.599	196	24.465	177	209
7	1:28.531	34.354	173	29.688	197	24.489	178	208	16	1:28.300	34.168	172	29.728	197	24.404	177	208
8	1:28.405	33.979	175	29.901	197	24.525	177	209	17	1:28.403	34.054	174	29.751	197	24.598	178	208
9	1:27.942	33.918	175	29.685	197	24.339	179	208	18	2:00.320	36.010	162	32.967	174			201

34 Toni Wolf , ADAC Formel 4 Rookie / DEU

theoretical besttime: 1:27.441

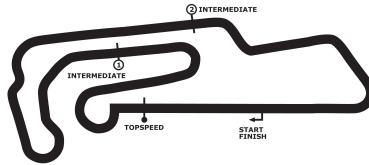
Lap	Time	S1	V1	S2	V2	S3	V3	Vmax	Lap	Time	S1	V1	S2	V2	S3	V3	Vmax
1	2:38.967		117	39.340	128	31.472	137		11	1:27.781	33.946	176	29.425	198	24.410	179	209
2	1:43.749	41.729	146	34.880	151	27.140	166	135	12	1:34.091	33.987	175	31.900	146	28.204	178	210
3	1:36.123	37.077	168	32.478	158	26.568	177	168	13	1:30.415	35.075	163	30.408	172	24.932	178	209
4	1:31.995	35.303	172	31.466	193	25.226	178	208	14	1:28.335	33.927	177	29.464	199	24.944	180	210
5	1:27.860	34.053	175	29.514	198	24.293	177	208	15	1:27.658	33.799	176	29.448	199	24.411	179	211
6	1:28.010	34.067	174	29.502	198	24.441	175	208	16	1:27.812	33.876	176	29.511	201	24.425	182	211
7	1:51.878	33.975	176	31.637	180			207	17	1:29.948	34.204	176	30.352	194	25.392	179	214
8	4:40.479	3:43.124	160	32.401	170	24.954	179		18	1:27.614	33.909	176	29.388	199	24.317	179	210
9	1:27.955	33.959	176	29.537	198	24.459	179	209	19	1:27.535	33.844	176	29.349	200	24.342	180	211
10	1:29.200	34.570	175	29.659	197	24.971	178	211	20	2:04.552	39.149	157	34.657	159			177

DTM Oschersleben

Oschersleben, length 3696 m

11. - 13.09.2015

ADAC Formel 4



DMSB-Reg.No.: 233/15

Lap Analysis qualifying, 12.09.2015

35 Carrie Schreiner , ADAC Formel 4 Rookie / DEU

theoretical besttime: 1:28.544

Lap	Time	S1	V1	S2	V2	S3	V3	Vmax	Lap	Time	S1	V1	S2	V2	S3	V3	Vmax
1	2:32.920		138	37.972	131	30.974	146		11	1:31.302	34.775	167	31.719	197	24.808	177	207
2	1:44.410	40.590	142	36.023	132	27.797	174	150	12	1:29.100	34.362	174	30.027	197	24.711	178	208
3	1:31.568	35.596	172	30.604	193	25.368	176	204	13	1:28.992	34.188	174	30.087	197	24.717	174	208
4	1:29.723	34.618	167	30.206	196	24.899	177	206	14	1:29.579	34.502	175	30.287	195	24.790	179	207
5	1:28.837	34.371	173	29.796	197	24.670	177	207	15	1:40.221	38.070	169	34.954	161	27.197	177	199
6	1:28.853	34.258	173	29.905	197	24.690	177	207	16	1:30.075	34.830	172	30.347	196	24.898	178	207
7	1:56.287	34.302	173	32.297	159			207	17	1:29.022	34.256	173	30.004	196	24.762	178	208
8	5:16.054	4:11.096	144	35.391	142	29.567	157		18	1:30.471	34.744	172	30.702	195	25.025	177	207
9	1:31.812	36.450	175	30.187	197	25.175	178	195	19	1:54.494	34.678	170	30.805	194			207
10	1:28.712	34.233	174	29.919	196	24.560	177	207									

36 Joey Mawson , ADAC Formel 4 / AUS

theoretical besttime: 1:26.776

Lap	Time	S1	V1	S2	V2	S3	V3	Vmax	Lap	Time	S1	V1	S2	V2	S3	V3	Vmax
1	3:13.302		132	39.251	138	30.217	148		11	2:45.964	1:47.507	140	32.911	192	25.546	171	
2	1:39.127	38.733	164	33.178	149	27.216	171	165	12	1:32.528	34.935	170	31.041	151	26.552	177	196
3	1:34.748	37.798	141	31.954	184	24.996	175	193	13	1:27.163	33.637	176	29.358	197	24.168	178	208
4	1:28.039	34.225	175	29.522	198	24.292	178	199	14	1:27.080	33.632	175	29.388	198	24.060	177	209
5	1:44.057	33.778	175	29.358	199	40.921	155	209	15	1:27.204	33.740	175	29.312	197	24.152	177	208
6	1:31.690	36.732	174	29.632	199		177	182	16	1:39.440	39.865	117	35.374	196	24.201	177	203
7	2:12.691	38.616	141	35.228	160			182	17	1:26.817	33.500	175	29.317	198	24.000	177	209
8	2:38.901	1:44.741	175	30.125	198	24.035	176		18	1:27.197	33.728	175	29.412	197	24.057	178	208
9	1:27.511	33.714	175	29.447	196	24.350	177	207	19	1:27.135	33.678	176	29.276	200	24.181	177	210
10	1:47.367	34.005	176	29.332	198			209	20	2:02.318	38.700	153	34.018	192			205

37 Kami Laliberté , ADAC Formel 4 Rookie / CAN

theoretical besttime: 1:27.397

Lap	Time	S1	V1	S2	V2	S3	V3	Vmax	Lap	Time	S1	V1	S2	V2	S3	V3	Vmax
1	2:21.104		130	37.392	137	29.445	141		10	1:27.636	33.976	173	29.281	198	24.379	175	207
2	1:40.954	40.239	145	33.429	156	27.286	158	140	11	1:27.984	33.965	173	29.729	197	24.290	175	206
3	1:42.932	41.248	130	35.444	160	26.240	176	179	12	1:27.886	33.970	174	29.409	197	24.507	176	207
4	1:32.250	34.135	173	33.069	192	25.046	175	205	13	1:27.633	33.854	173	29.505	197	24.274	177	207
5	1:28.863	34.394	173	30.033	193	24.436	176	204	14	1:30.109	35.986	173	29.701	196	24.422	179	208
6	1:27.914	34.193	172	29.459	196	24.262	175	205	15	1:38.460	38.210	87	33.725	183	26.525	177	209
7	1:51.995	33.913	173	30.432	185			206	16	1:28.053	33.869	175	29.836	194	24.348	178	208
8	7:59.246	7:00.866	157	32.403	172	25.977	162		17	1:27.937	33.914	174	29.483	197	24.540	177	208
9	1:31.913	35.941	164	30.587	157	25.385	177	185	18	1:58.642	34.791	167	32.187	174			207

38 Luca Engstler , ADAC Formel 4 Rookie / DEU

theoretical besttime: 1:28.475

Lap	Time	S1	V1	S2	V2	S3	V3	Vmax	Lap	Time	S1	V1	S2	V2	S3	V3	Vmax
1	1:50.977		161	34.921	184	26.206	169		11	1:28.538	34.182	175	29.771	196	24.585	177	207
2	1:34.409	35.877	167	32.028	188	26.504	175	196	12	1:28.777	34.245	174	29.826	196	24.706	175	206
3	1:30.644	35.659	171	30.112	194	24.873	177	205	13	1:33.457	34.511	173	33.041	151	25.905	177	205
4	1:30.364	34.969	173	30.449	196	24.946	175	205	14	1:28.646	34.166	175	29.799	195	24.681	179	210
5	1:29.657	34.537	172	29.986	193	25.134	177	205	15	1:32.429	34.455	174	29.929	196	28.045	177	209
6	1:28.769	34.258	173	29.865	197	24.646	176	207	16	1:28.662	34.307	174	29.724	196	24.631	177	207
7	1:30.305	35.192	175	30.279	194	24.834	177	205	17	1:42.974	35.483	175	41.409	186	26.082	182	206
8	2:02.914	35.568	159	32.477	179			206	18	1:30.749	35.131	175	30.044	195	25.574	177	213
9	3:41.176	2:43.933	168	31.908	190	25.335	178		19	1:31.383	34.293	174	30.450	193	26.640	182	210
10	1:29.265	34.310	175	29.846	197	25.109	177	207	20	2:46.866	1:13.247	144	36.913	150			207

39 Kevin Kratz , ADAC Formel 4 Rookie / DEU

theoretical besttime: 1:28.442

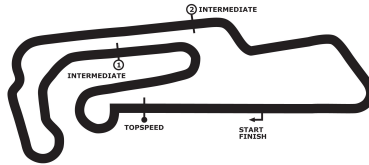
Lap	Time	S1	V1	S2	V2	S3	V3	Vmax	Lap	Time	S1	V1	S2	V2	S3	V3	Vmax
1	2:57.431		146	39.200	148	29.838	164		10	1:28.598	34.204	173	29.823	197	24.571	177	207
2	1:39.273	38.918	126	33.693	185	26.662	152	164	11	1:29.204	34.276	173	29.894	196	25.034	175	208
3	1:32.507	36.124	171	31.241	187	25.142	175	188	12	1:28.831	34.168	173	29.930	198	24.733	175	208
4	1:29.254	34.418	173	29.869	198	24.967	177	207	13	1:31.880	34.174	173	30.066	194	27.640	155	207
5	1:30.831	36.226	174	29.738	198	24.867	176	195	14	1:30.709	35.787	175	29.980	198	24.942	177	172
6	1:28.843	34.382	174	29.775	197	24.686	176	207	15	1:29.104	34.364	173	29.943	197	24.797	176	208
7	2:06.433	34.133	175	37.896	124			207	16	1:29.551	34.303	174	30.267	196	24.981	178	208
8	5:02.895	4:07.082	173	30.548	189	25.265	177		17	1:28.942	34.324	175	29.911	197	24.707	180	209
9	1:29.089	34.372	174	29.889	194	24.828	176	207	18	1:55.426	34.653	165	32.795	164			209

DTM Oschersleben

Oschersleben, length 3696 m

11. - 13.09.2015

ADAC Formel 4



Lap Analysis qualifying, 12.09.2015

DMSB-Reg.No.: 233/15

43 Benjamin Baily , ADAC Formel 4 / BEL

theoretical besttime: 1:27.810

Lap	Time	S1	V1	S2	V2	S3	V3	Vmax	Lap	Time	S1	V1	S2	V2	S3	V3	Vmax
1	4:25.329		163	33.867	174	28.262	162		10	1:34.824	34.526	168	33.399	171	26.899	177	210
2	1:41.431	37.193	169	36.804	133	27.434	173	191	11	1:28.013	33.873	174	29.653	197	24.487	176	207
3	1:31.261	35.691	174	30.056	198	25.514	177	205	12	1:32.698	33.847	175	29.709	198	29.142	178	208
4	1:28.414	34.002	174	29.518	198	24.894	177	207	13	1:28.058	33.945	175	29.668	197	24.445	177	209
5	1:27.974	33.946	175	29.530	198	24.498	177	207	14	1:28.560	34.175	174	29.804	195	24.581	177	209
6	2:06.994	34.939	175	39.809	129			208	15	1:28.082	33.864	175	29.667	196	24.551	177	208
7	5:25.046	4:28.431	170	31.561	194	25.054	176		16	1:32.601	33.925	175	30.740	156	27.936	178	207
8	1:31.704	34.122	174	31.057	130	26.525	177	206	17	1:47.677	33.922	175	29.689	197			209
9	1:28.126	33.951	175	29.616	199	24.559	177	207									

46 Mauro Auricchio , ADAC Formel 4 / BRA

theoretical besttime: 1:27.922

Lap	Time	S1	V1	S2	V2	S3	V3	Vmax	Lap	Time	S1	V1	S2	V2	S3	V3	Vmax
1	3:39.543		132	36.479	143	27.901	171		10	1:27.993	33.863	176	29.559	197	24.571	177	207
2	1:32.437	35.313	152	31.836	192	25.288	176	203	11	1:28.173	33.970	176	29.699	197	24.504	177	209
3	1:31.779	36.832	175	30.020	198	24.927	177	193	12	1:28.548	34.077	175	29.775	198	24.696	177	209
4	1:28.961	34.085	177	30.024	199	24.852	177	210	13	1:28.506	34.068	176	29.899	197	24.539	177	209
5	1:30.189	34.074	175	31.379	198	24.736	179	210	14	1:28.365	34.101	176	29.753	196	24.511	177	209
6	1:28.491	34.060	175	29.855	198		178	209	15	1:28.492	34.172	176	29.820	197	24.500	179	209
7	2:14.813	39.697	139	34.850	163			157	16	1:29.482	34.177	174	30.160	178	25.145	177	209
8	5:15.512	4:18.360	151	31.681	189	25.471	177		17	1:49.523	34.256	175	30.516	194			209
9	1:31.429	36.427	175	29.998	196	25.004	175	162									

55 Marylin Niederhauser , ADAC Formel 4 Rookie / CHE

theoretical besttime: 1:29.508

Lap	Time	S1	V1	S2	V2	S3	V3	Vmax	Lap	Time	S1	V1	S2	V2	S3	V3	Vmax
1	2:46.310		158	35.178	187	28.540	171		10	1:30.193	34.559	172	30.348	194	25.286	175	206
2	2:00.659	37.894	168	34.337	191			201	11	1:30.022	34.537	173	30.317	195	25.168	176	206
3	5:00.365	4:00.151	168	33.328	194	26.886	174		12	1:29.875	34.740	173	30.267	196	24.868	176	207
4	1:54.471	35.814	172	31.566	193			204	13	1:29.834	34.474	173	30.208	196	25.152	177	207
5	4:24.275	3:25.944	171	32.198	194	26.133	176		14	1:30.213	34.696	174	30.348	197	25.169	178	207
6	1:31.262	34.990	171	30.687	194	25.585	176	205	15	1:29.610	34.432	174	30.275	195	24.903	177	207
7	1:30.726	34.610	173	30.718	192	25.398	176	205	16	1:30.639	34.436	174	30.737	191	25.466	177	207
8	1:30.537	34.767	172	30.513	194	25.257	177	205	17	1:59.066	35.072	175	30.883	195			208
9	1:30.427	34.635	170	30.400	194	25.392	175	206									

77 Job van Uitert , ADAC Formel 4 Rookie / NLD

theoretical besttime: 1:27.403

Lap	Time	S1	V1	S2	V2	S3	V3	Vmax	Lap	Time	S1	V1	S2	V2	S3	V3	Vmax
1	1:45.056		155	33.459	179	27.309	175		12	1:27.715	34.026	173	29.518	198	24.171	177	208
2	1:35.480	36.283	173	33.032	191	26.165	173	203	13	1:27.694	33.875	172	29.482	199	24.337	178	208
3	1:30.049	34.596	173	29.919	197	25.534	179	206	14	1:27.665	33.913	174	29.504	199	24.248	178	208
4	1:28.538	34.238	174	29.607	199	24.693	175	212	15	1:27.730	33.917	175	29.401	198	24.412	177	208
5	1:28.423	34.166	174	29.767	198	24.490	178	207	16	1:27.566	33.940	175	29.357	200	24.269	179	209
6	1:28.007	33.996	175	29.476	199	24.535	179	209	17	1:27.802	33.970	175	29.492	199	24.340	179	209
7	1:28.022	34.063	175	29.529	199	24.430	177	210	18	1:31.495	33.937	177	29.516	201	28.042	177	210
8	2:08.814	34.787	155	37.852	118			210	19	1:36.251	34.042	174	32.544	93	29.665	179	209
9	3:35.070	2:37.017	154	32.343	192	25.710	175		20	1:28.519	34.009	175	29.634	196	24.876	179	209
10	1:28.987	34.764	174	29.687	197	24.536	177	206	21	1:27.917	33.984	174	29.573	198	24.360	178	209
11	1:28.216	34.175	175	29.539	197	24.502	177	207	22	2:12.487	39.823	136	40.127	144			195